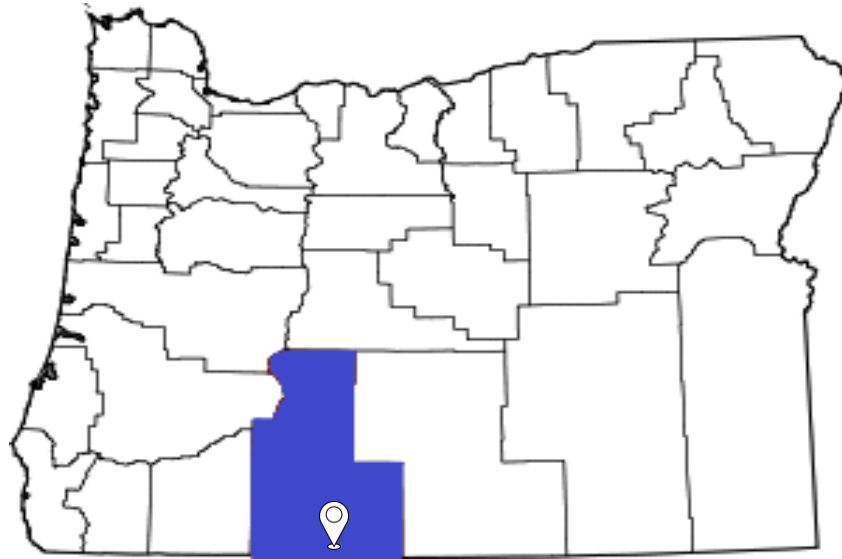


MERRILL, OREGON

Klamath County



AT A GLANCE

The City of Merrill, located just 5.4 miles from the California border, was incorporated in 1903 and still epitomizes small town charm. The primary economy sustaining industries in Merrill include farming and agriculture, and main street is lined with quaint specialty shops.

0.5 sq. miles Annual Potato Festival



DEMOGRAPHICS & TRENDS

POPULATION

745

MEDIAN AGE

42.2

DISABILITY

Hearing Disability: **2.6%**

Vision Disability: **2.6%**

Cognitive Disability: **3.4%**

Self-Care Disability: **3.5%**

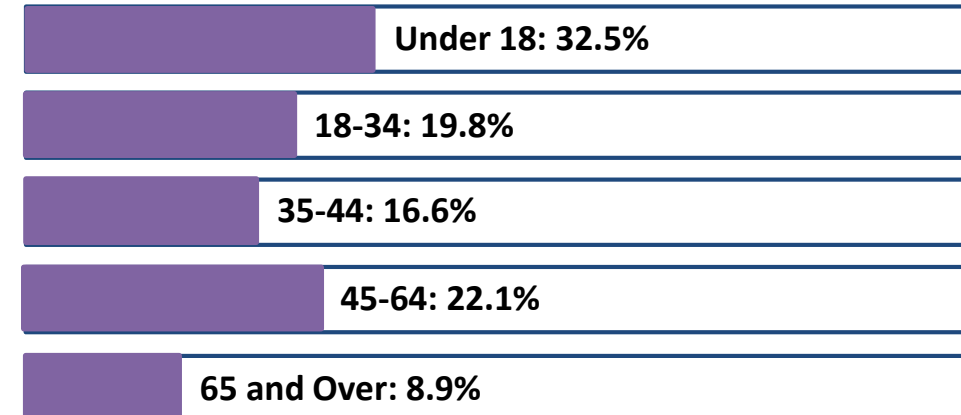
Ambulatory Disability: **11.1%**

Independent Living Disability: **5.2%**


POPULATION CHANGE (from 2010 to 2018)

+4.1%

POPULATION BY AGE



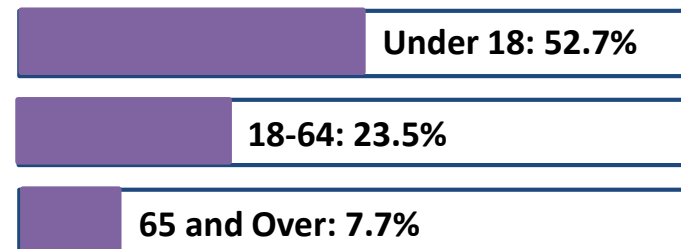
RACE & ETHNICITY



POVERTY RATE

28.5%

% below poverty level by age:



MEDIAN HOUSEHOLD INCOME

\$40,625

EDUCATION

High School (or Equiv.) Degree: **31.0%**

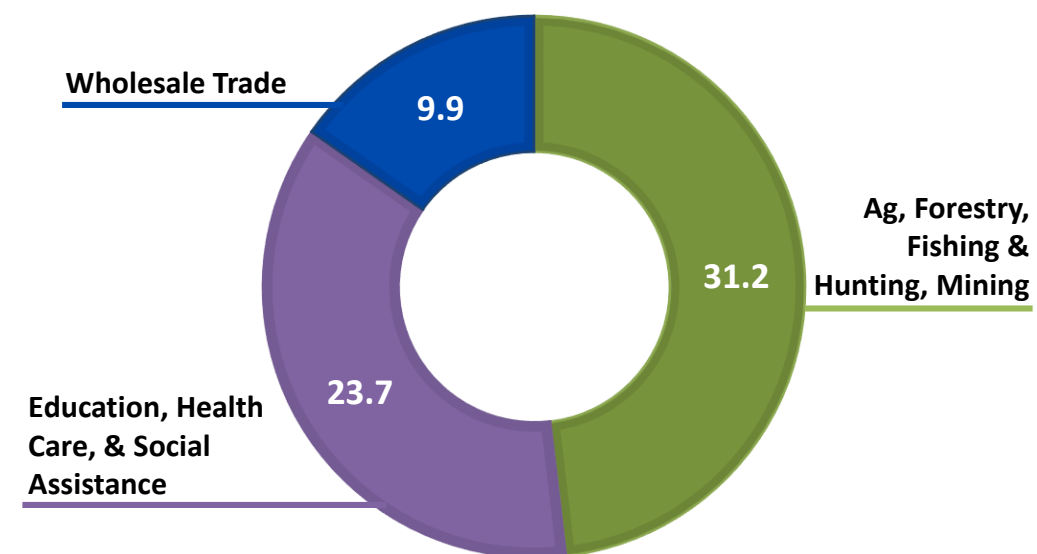
Some College, No Degree: **16.8%**

Associate's Degree: **11.2%**

Bachelor's Degree or Higher: **10.8%**

LABOR FORCE

Percentage of the top three industries in Merrill:



INTERNET USE

Broadband (any type): **57.9%**

Without/No Internet: **42.1%**

COMMUTE

Worked in County: **84.4%**

Worked outside County: **15.6%**

Worked in Place of Residence: **33.6%**

Worked outside Place of Residence: **66.4%**

Worked at Home: **0.0%**

HOUSING AFFORDABILITY

Cost >30% of Income: **2.9%**

Rent >30% of Income: **40.9%**

WORK STATUS

For population age 16+:

Employed: **60.3%**

Unemployed: **7.0%**

EMPLOYMENT

Full Time: **57.0%**

Part Time: **14.0%**

Did Not Work: **29.0%**