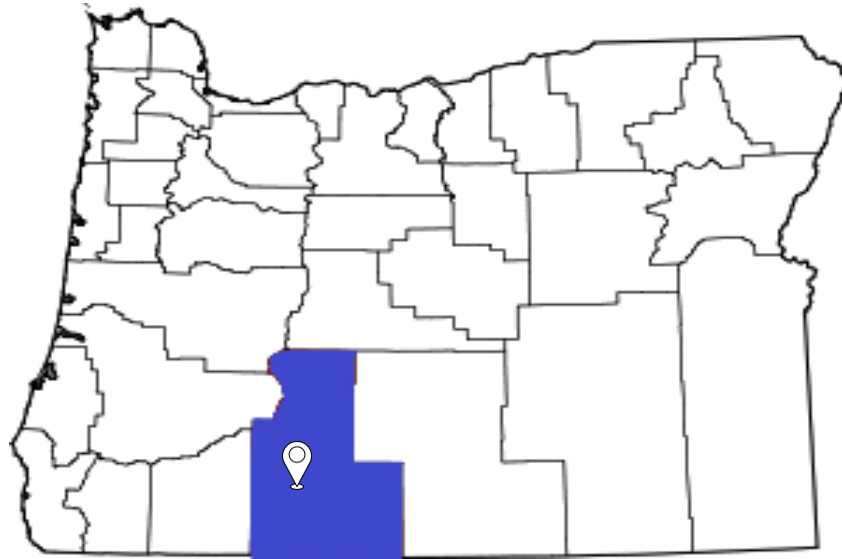


# CHILOQUIN, OREGON


Klamath County



## AT A GLANCE

Chiloquin is nestled in a valley surrounded by mountains. Wildlife is abundant and the wetlands nearby are a major stopping point for migratory birds. The region is a boating, hiking, birding, fishing, hunting, camping, and snow sports paradise.

0.8 sq. miles Klamath Tribal Administration



# DEMOGRAPHICS & TRENDS

**POPULATION**  
980

**MEDIAN AGE**  
33.0

### DISABILITY

Hearing Disability: **6.8%**

Vision Disability: **4.3%**

Cognitive Disability: **9.7%**

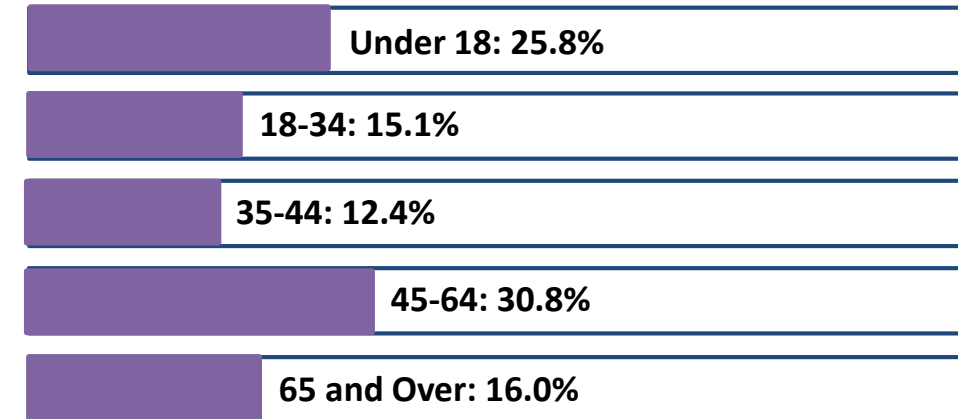
Self-Care Disability: **1.2%**

Ambulatory Disability: **12.2%**


Independent Living Disability: **7.8%**

**POPULATION CHANGE** (from 2010 to 2018)  
**+41.0%**

### POPULATION BY AGE

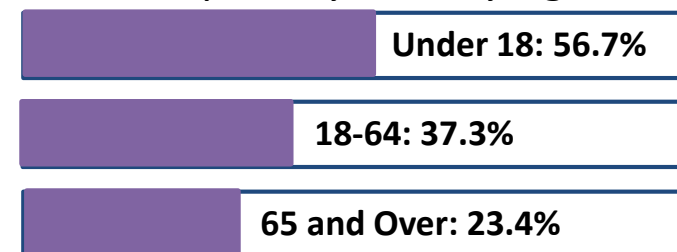


### RACE & ETHNICITY



**POVERTY RATE**  
**39.8%**

*% below poverty level by age:*



### INTERNET USE

Broadband (any type)\*: **66.8%**

Without/No Internet: **30.6%**

\*2.7% who use Dial-up not included in this %

### HOUSING AFFORDABILITY

Cost >30% of Income: **54.3%**

Rent >30% of Income: **38.3%**

**MEDIAN HOUSEHOLD INCOME**  
**\$32,426**

### EDUCATION

High School (or Equiv.) Degree: **32.2%**

Some College, No Degree: **26.4%**

Associate's Degree: **9.7%**

Bachelor's Degree or Higher: **15.2%**

### COMMUTE

Worked in County: **97.9%**

Worked outside County: **2.1%**

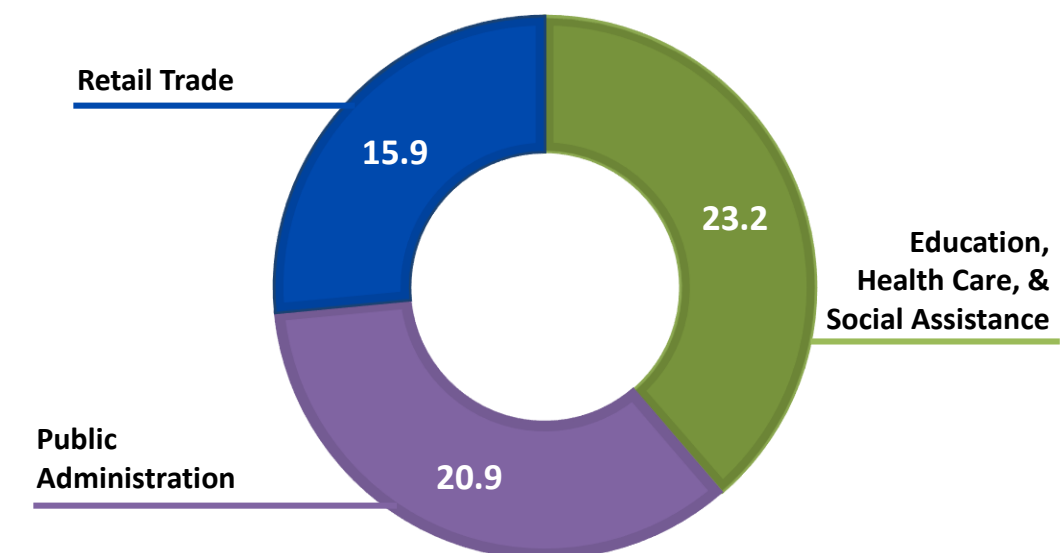
Worked in Place of Residence: **33.2%**

Worked outside Place of Residence: **66.8%**

Worked at Home: **5.2%**

### LABOR FORCE

*Percentage of the top three industries in Chiloquin:*



### WORK STATUS

*For population age 16+:*

Employed: **53.3%**

Unemployed: **24.3%**

### EMPLOYMENT

Full Time: **48.0%**

Part Time: **18.0%**

Did Not Work: **34.0%**