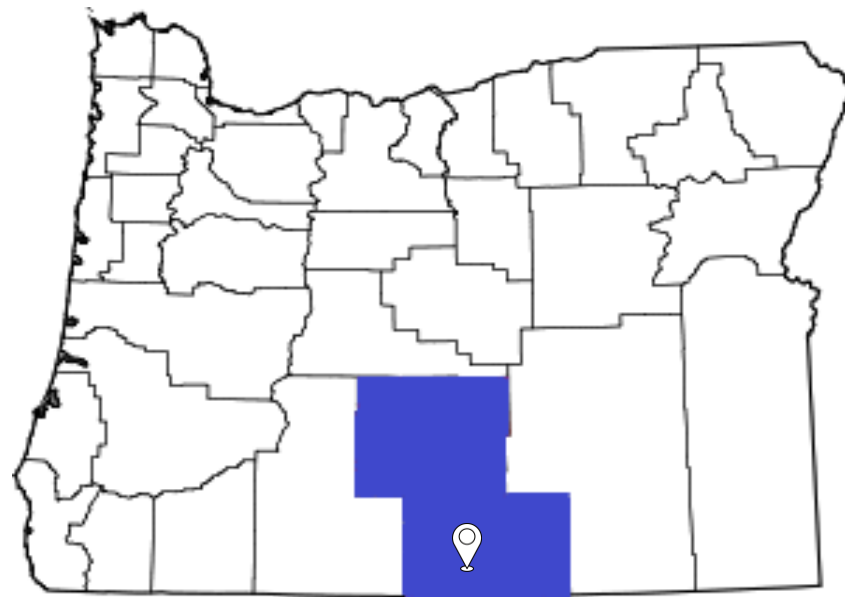


LAKEVIEW, OREGON

Lake County




AT A GLANCE

Sheep and cattle ranchers first settled around the Southern Oregon town of Lakeview in the 1870s and their descendants remain in the state's tallest town at 4,798 feet. You can visit the Hart Mountain National Antelope Refuge or hike through the shifting sand dunes in Christmas Valley.

2.4 sq. miles Near the Warner Mountains

Caleb Diehl, Oregon Business



DEMOGRAPHICS & TRENDS

POPULATION

2,765

MEDIAN AGE

41.3

DISABILITY

Hearing Disability: 6.3%

Vision Disability: 3.5%

Cognitive Disability: 4.5%

Self-Care Disability: 2.6%

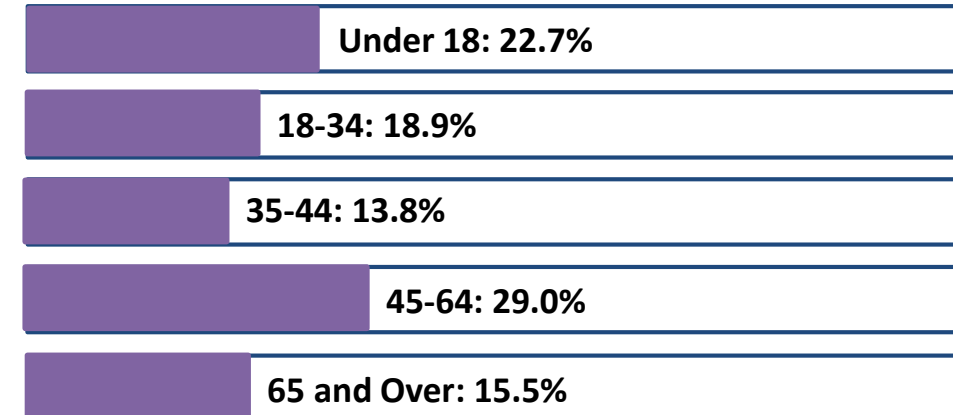
Ambulatory Disability: 8.7%

Independent Living Disability: 4.4%

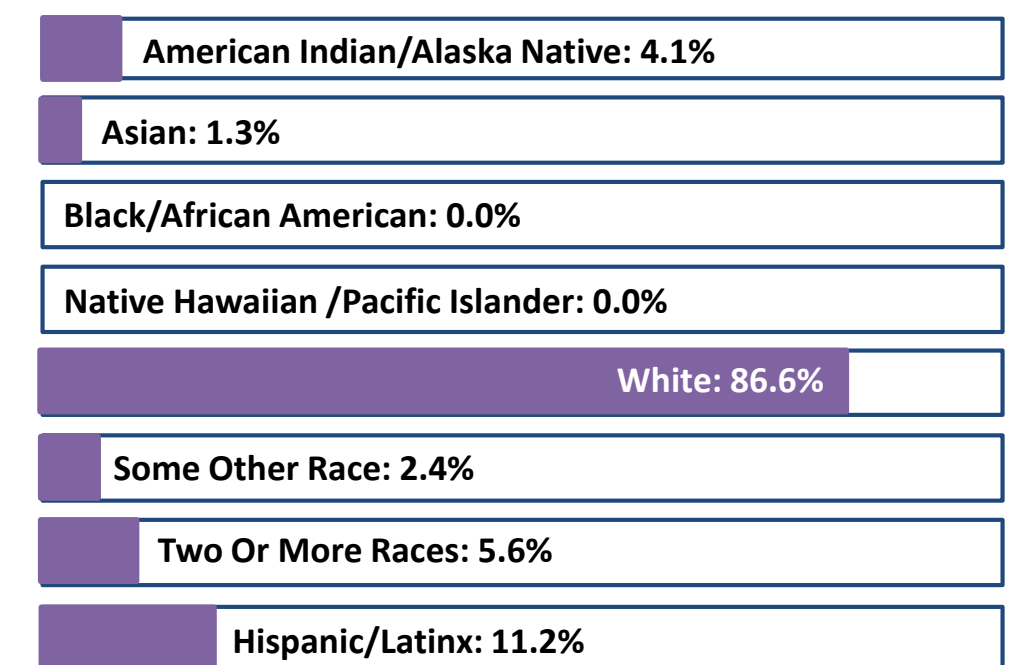
POPULATION CHANGE (from 2010 to 2018)

-7.8%

POPULATION BY AGE



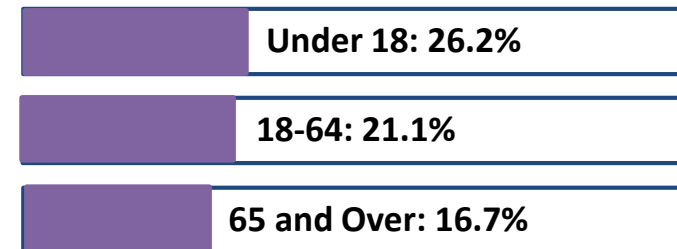
RACE & ETHNICITY



POVERTY RATE

21.5%

% below poverty level by age:



MEDIAN HOUSEHOLD INCOME

\$40,319

EDUCATION

High School (or Equiv.) Degree: 31.1%

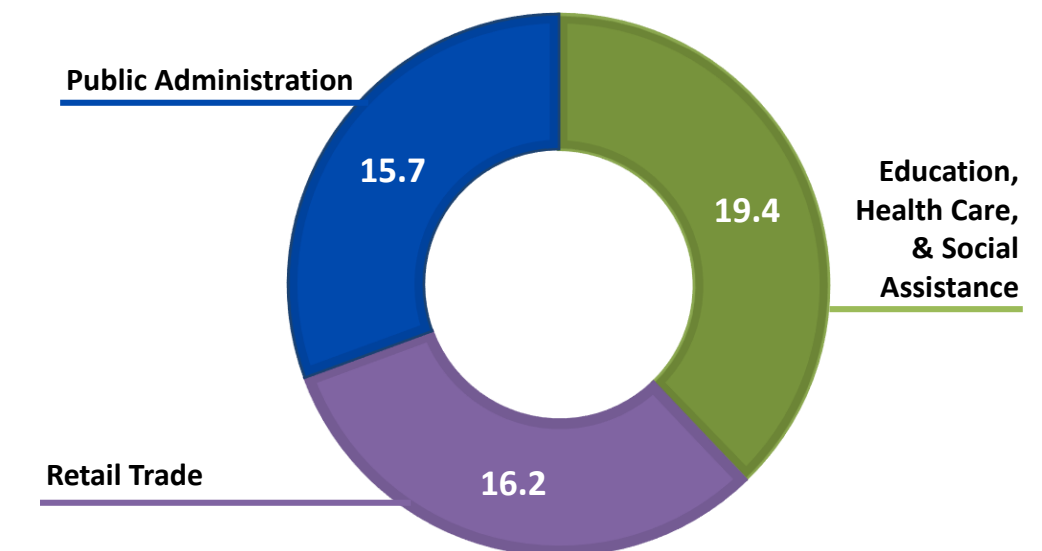
Some College, No Degree: 22.7%

Associate's Degree: 12.6%

Bachelor's Degree or Higher: 20.0%

LABOR FORCE

Percentage of the top three industries in Lakeview:



INTERNET USE

Broadband (any type): 67.7%

Without/No Internet: 32.3%

COMMUTE

Worked in County: 95.3%

Worked outside County: 4.7%

Worked in Place of Residence: 75.0%

Worked outside Place of Residence: 25.0%

Worked at Home: 2.8%

WORK STATUS

For population age 16+:

Employed: 59.5%

Unemployed: 7.1%

EMPLOYMENT

Full Time: 62.0%

Part Time: 20.0%

Did Not Work: 18.0%

HOUSING AFFORDABILITY

Cost >30% of Income: 22.6%

Rent >30% of Income: 47.8%